

Mugberia Gangadhar Mahavidyalaya

A Report on Students Feedback Analysis

Mugberia Gangadhar Mahavidyalaya is going to organize the III Cycle NAAC with 2379 students, 102 teaching staff and 40 nonteaching staff along with its noticeable infrastructure. For this purpose a students' survey on their feedback was conducted. A questionnaire was developed containing twenty (20) queries and other information if the student wanted to state.

In this online survey total 1705 students took part. After verifying the responses tendered by the respondents 1650 was taken into consideration for analysis though some of the responses were incomplete. Out of the respondents 646 was Male and 1004 was Female students. **Vide Fig. 1 & 2**

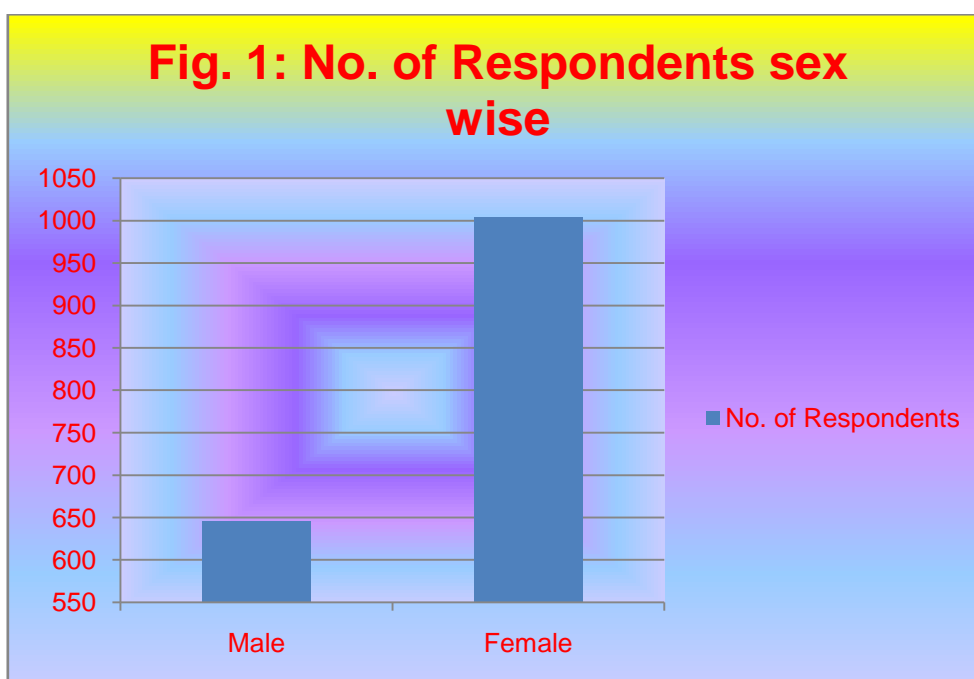


Fig. 2: Number of Students - Categorised

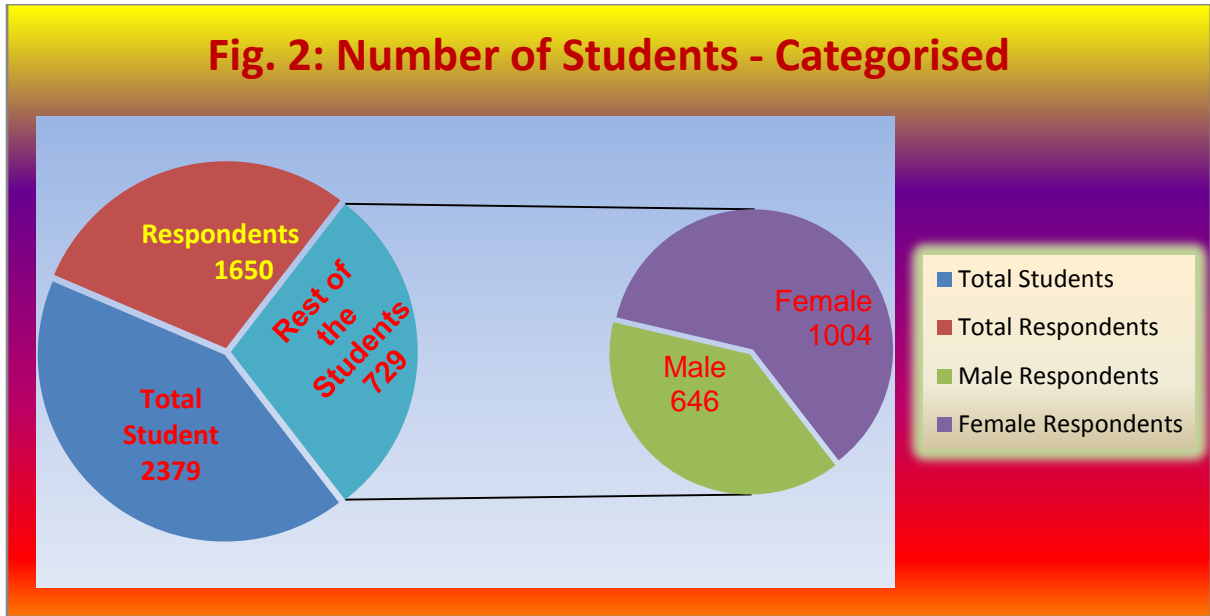
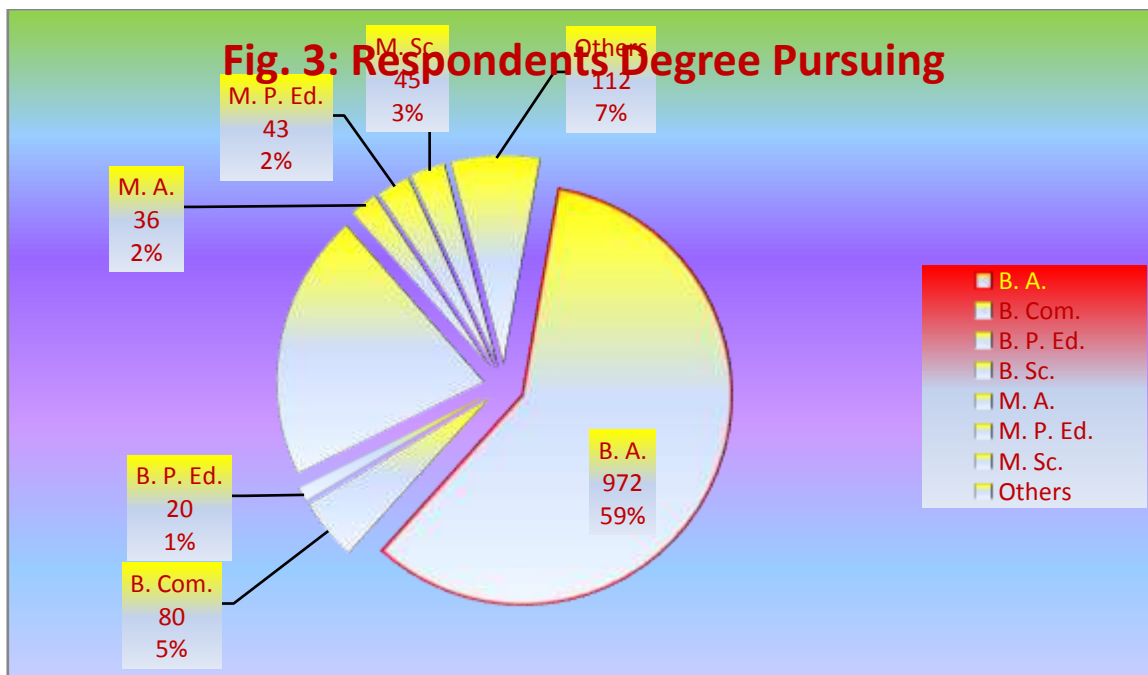


Table 1: Number of student according to age in years

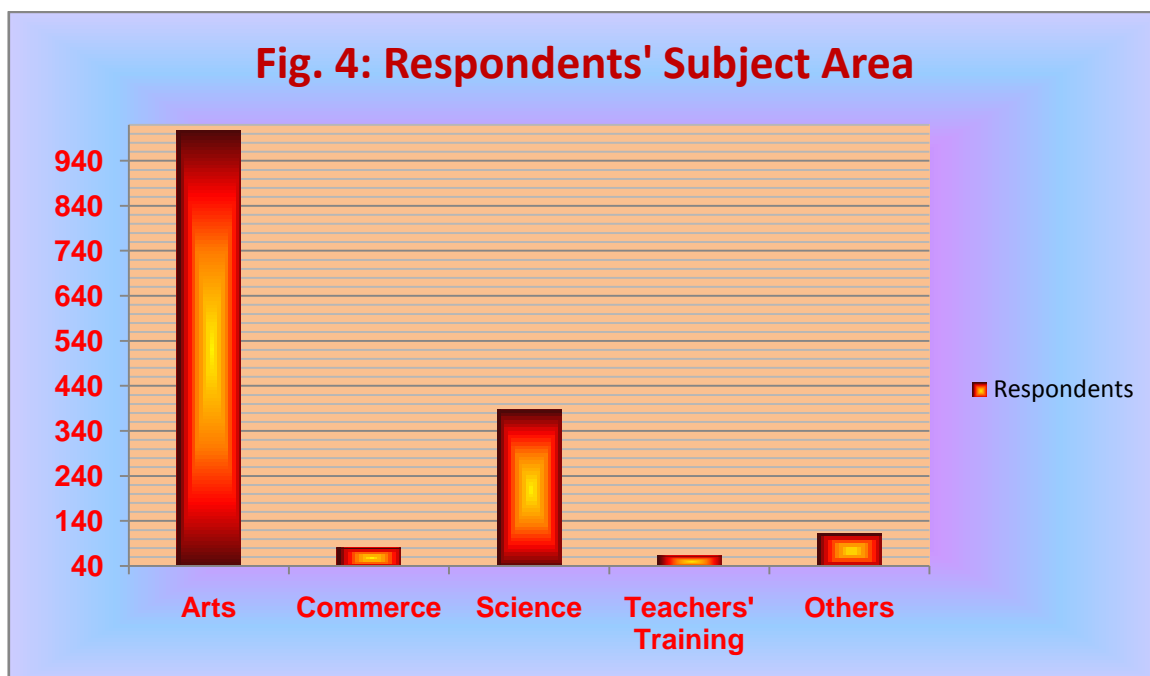
Age	17	18	19	20	21	22	23	24	25	26	27	28	29	31
No	85	718	389	204	126	59	21	18	13	07	02	03	01	01

Table 1 shows the calendar age of the students. The minimum age of the students was found to be 17 years from the 1st year students, where as the oldest student was found to be 31 years of age from M. P. Ed. Class, incidentally both are male student.

In the area E it was found that among the respondents 972 are pursuing Bachelor of Arts Degree, 342 are Bachelor of Science, 80 are Bachelor of Commerce, 36 are Master of Arts in Bengali, 45 are pursuing Master of Science in Mathematics, 20 are Bachelor of Physical Education, 43 are Master of Physical Education and 112 are pursuing other course of study. As the college has no provision to conduct the M. Phil or Ph. D. Programme hence no respondents found from those categories. **Vide Fig. 3**

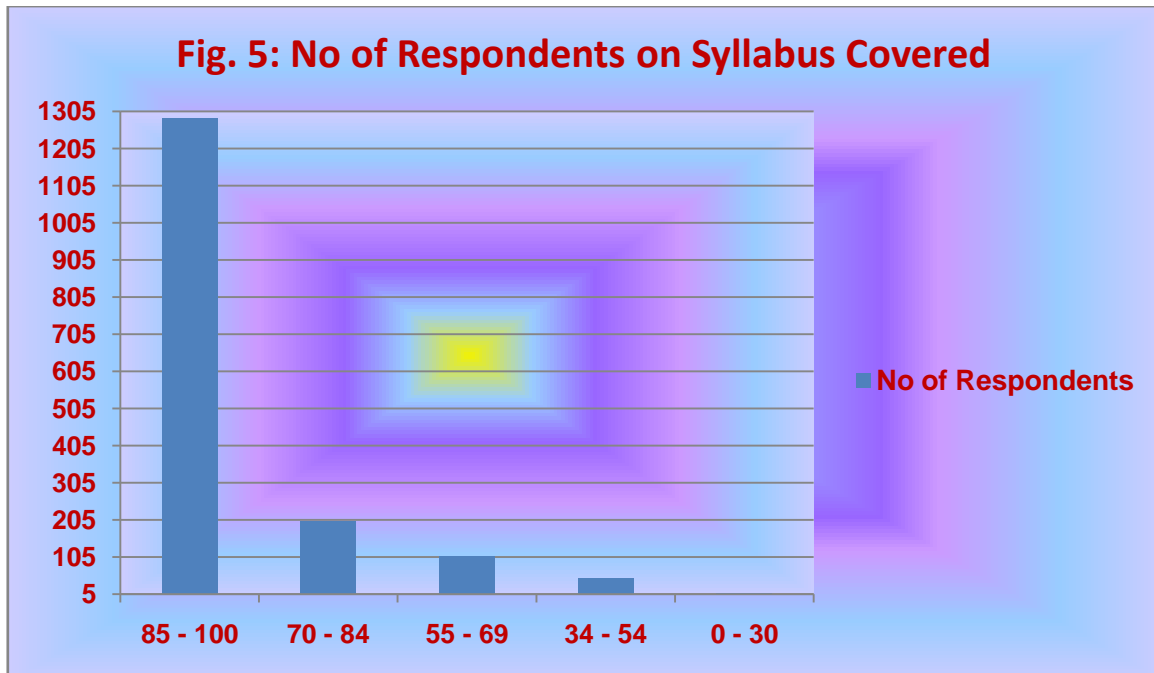


In the area F, i.e. Pursuing the Subject there was 1008 respondents from Arts, 80 from Commerce, 387 from Science, 63 from Teachers Training course like B. P. Ed & M. P. Ed and 112 from other courses. On the other hand it may be stated that among the respondents of 1650, 1414 are pursuing Bachelor Degree, 124 are pursuing Master Degree and 112 are pursuing the other Degrees. **Vide Fig. 4.**



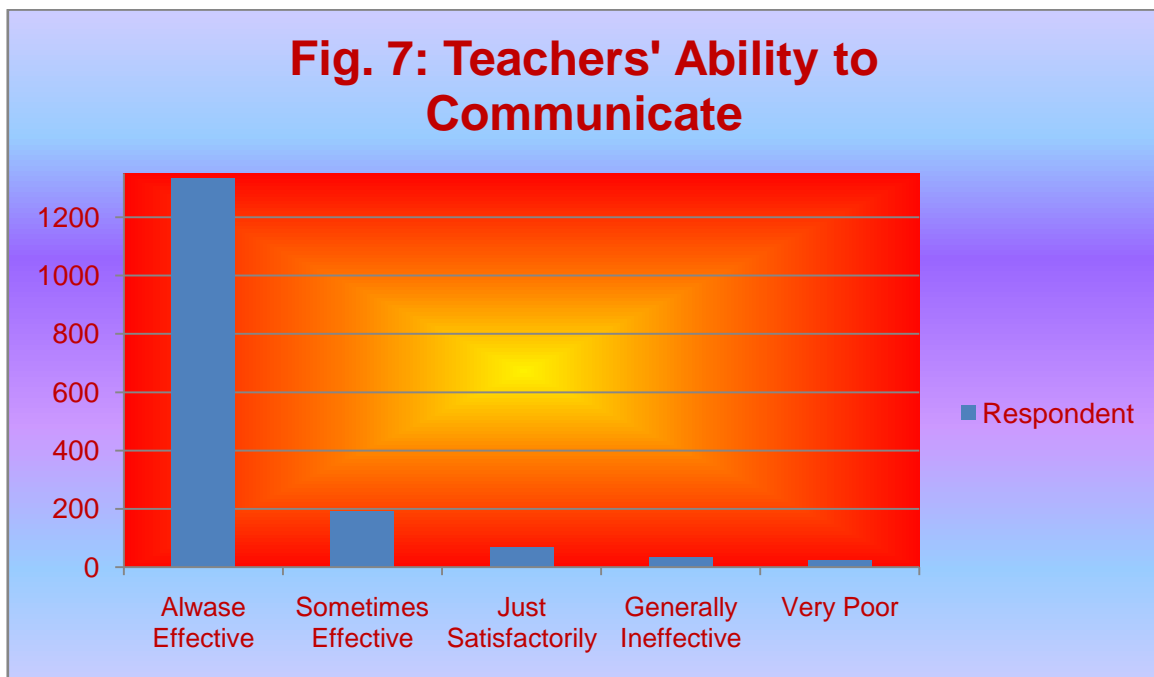
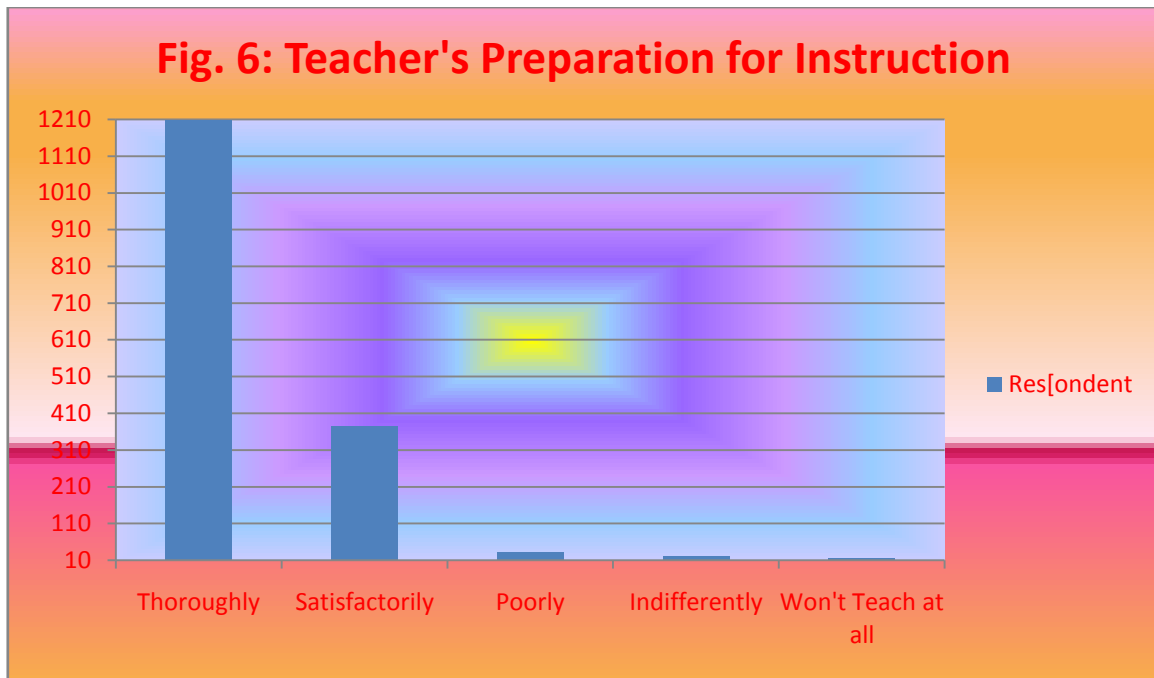
The respondents were faced 20 questions in a four (4) point scale Questionnaire developed by IQAC covering the areas of physical facilities available in the college, teaching learning environment, evaluation transparency, teacher-students relationship, grievances and health and sanitation.

In query no 1 regarding syllabus covered up to the end of the September it was found that 1286 number of students responded that 85 to 100 percent of syllabus is already covered, where as 202 students responded 70 to 84 percent, 106 responded 55 to 69 percent, 48 of them responded 30 to 54 percent and only 8 students responded that only below 30 percent of the syllabus was covered. This short coming may be due to the holidays fell in the week on which day the subject placed in the time table or may be due to long absence of the concerned teacher for attending in-service refresher course or orientation programme. **Vide Fig. 5**

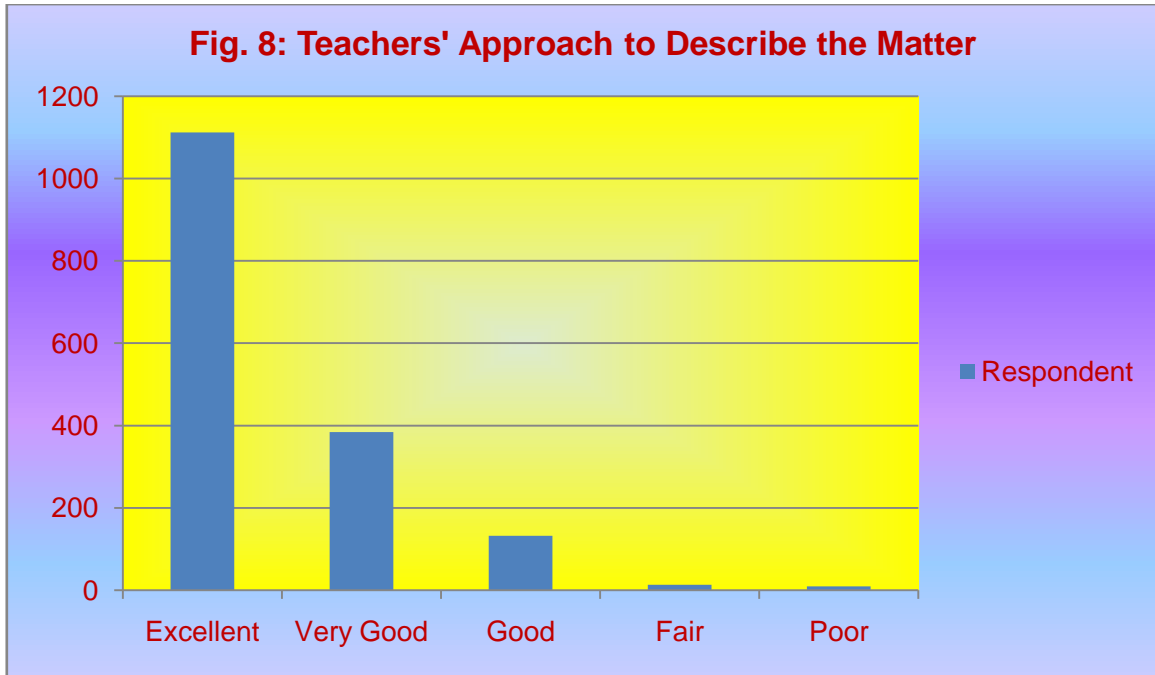


In query no 2 regarding teacher’s preparation on the topic being instructed in the class 1208 responded that the teacher prepared himself or herself thoroughly. Whereas 376 stated satisfactory, 32 stated poorly, 20 stated indifferently and 14 respondents stated that the teacher won’t teach at all. **Vide Fig. 6**

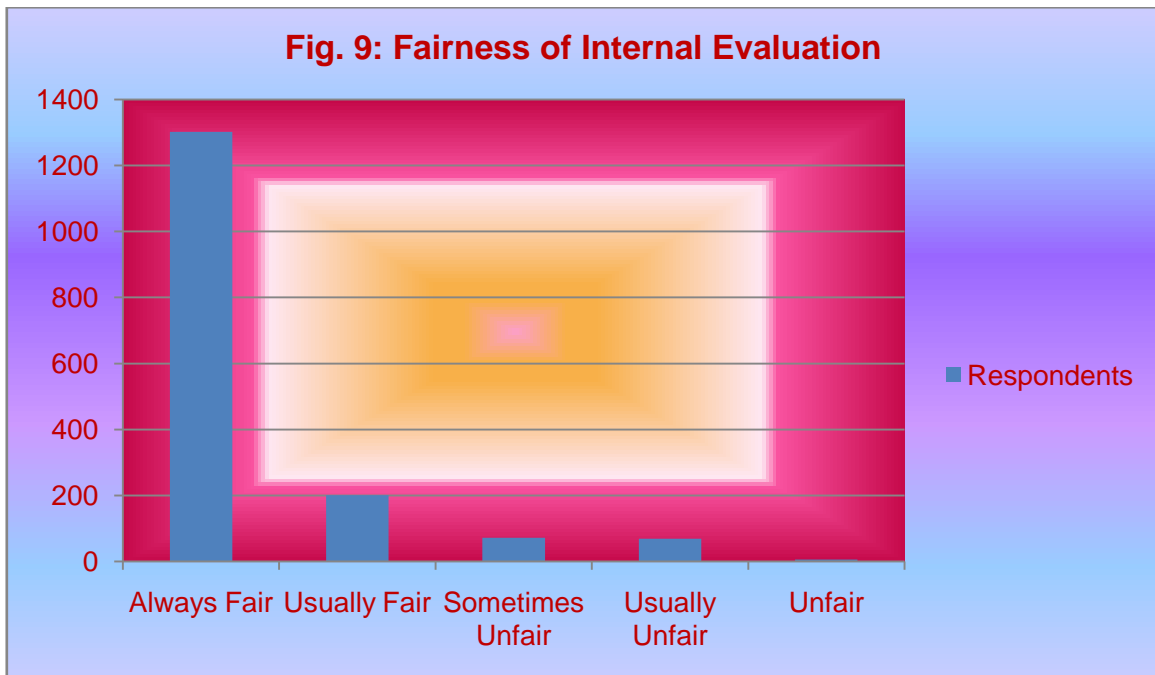
In query no 3 regarding the communicating ability of the teacher 1335 respondents stated that the teachers are always effective to communicate the topic being taught. Whereas 192 stated the teachers are sometimes effective, 69 stated just satisfactory, 32 stated that generally ineffective and 22 respondents are stated that the teachers are very poor to communicate the topic being taught to the students in the class room. **Vide Fig. 7**



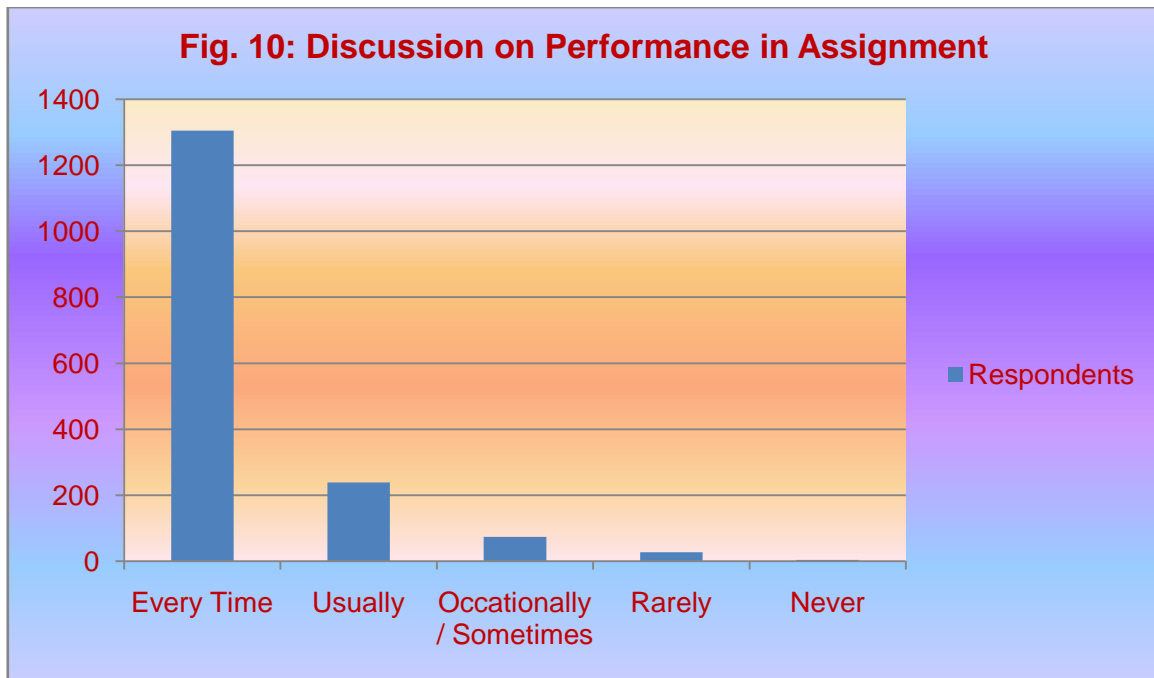
In query no 4 regarding the approach of the teacher to describe the matter being instructed in the class 1112 respondents stated Excellent, 384 stated Very Good, 132 stated good, 13 stated Fair and 8 respondents stated that the teachers are Poor to describe the matter in front of the students. **Vide Fig. 8**



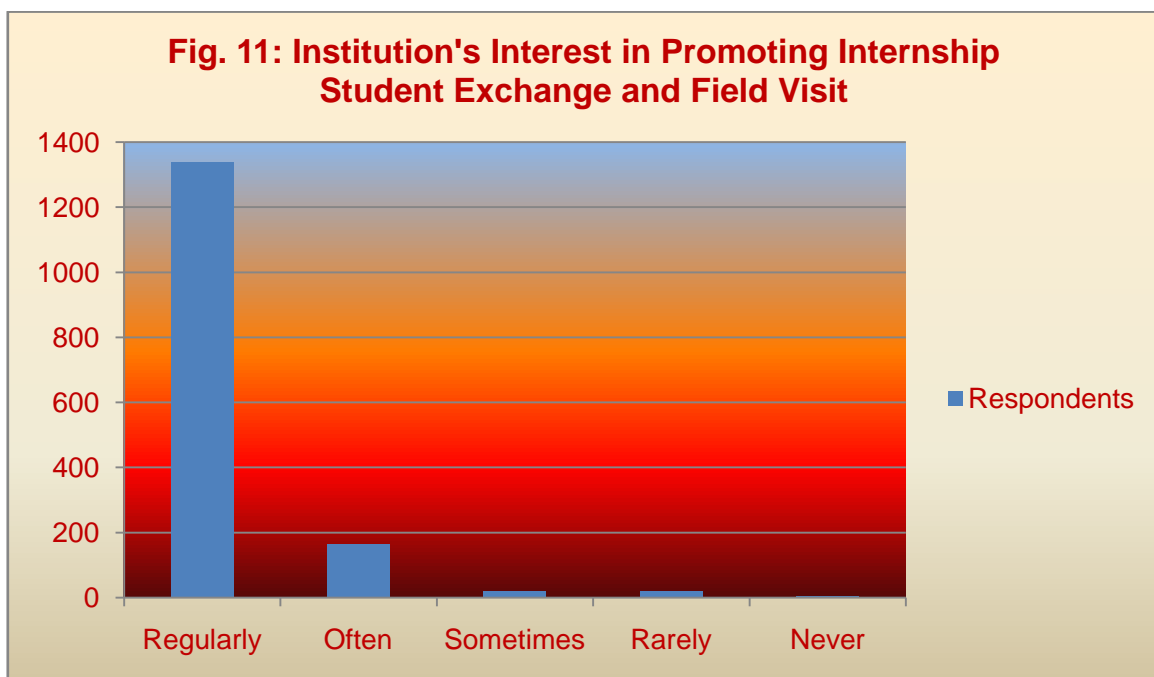
In query no 5 regarding Fairness of the Internal Evaluation 1302 students stated that it is Always Fair, 201 stated that it is Usually Fair, 72 stated Sometimes Unfair, 69 stated that it is Usually Unfair and 6 students stated that the internal evaluation is Unfair. **Vide Fig. 9**



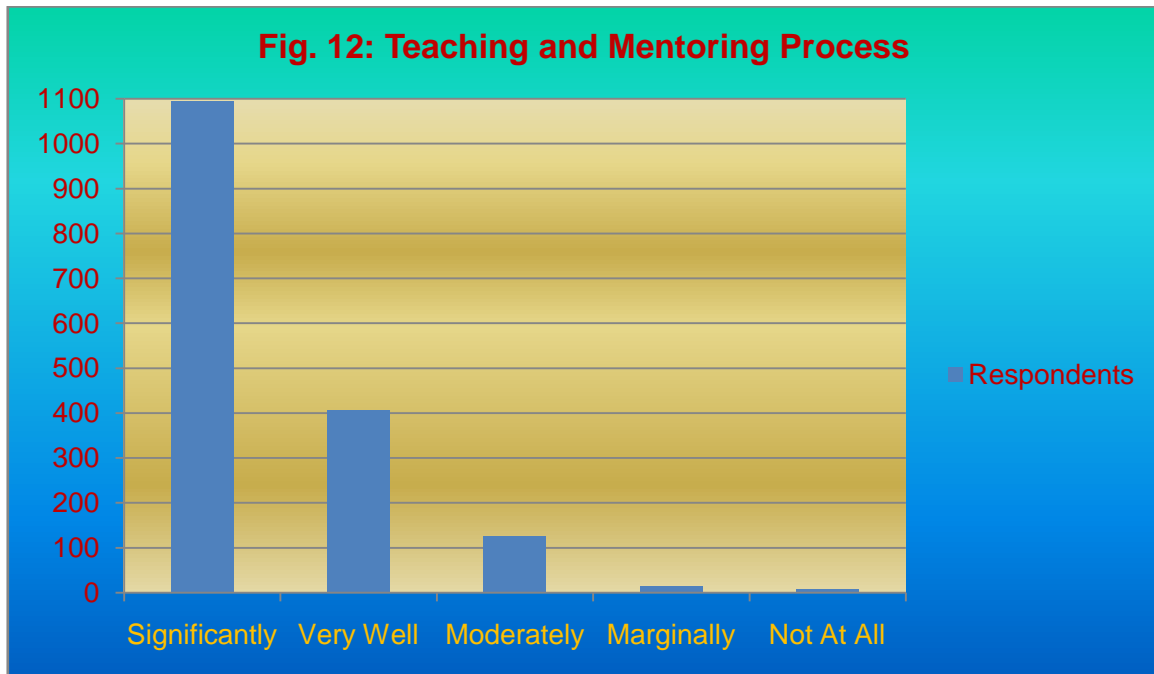
In query no 6 regarding the discussion about performance of the student's in assignment by the concerned teacher 1305 students described that the concerned teacher Every Time discussed about his or her performance in relation to assignment, 239 stated that it is Usually, 74 stated that is Occasionally or Sometimes, 27 stated Rarely and 4 stated Never. Here it may be stated that the students are not regular in the class attendance who stated it is rarely or never so that they could not attend the teacher when that was discussed in the class room whereas the class attendance varied within 95% to 99%. **Vide Fig. 10**



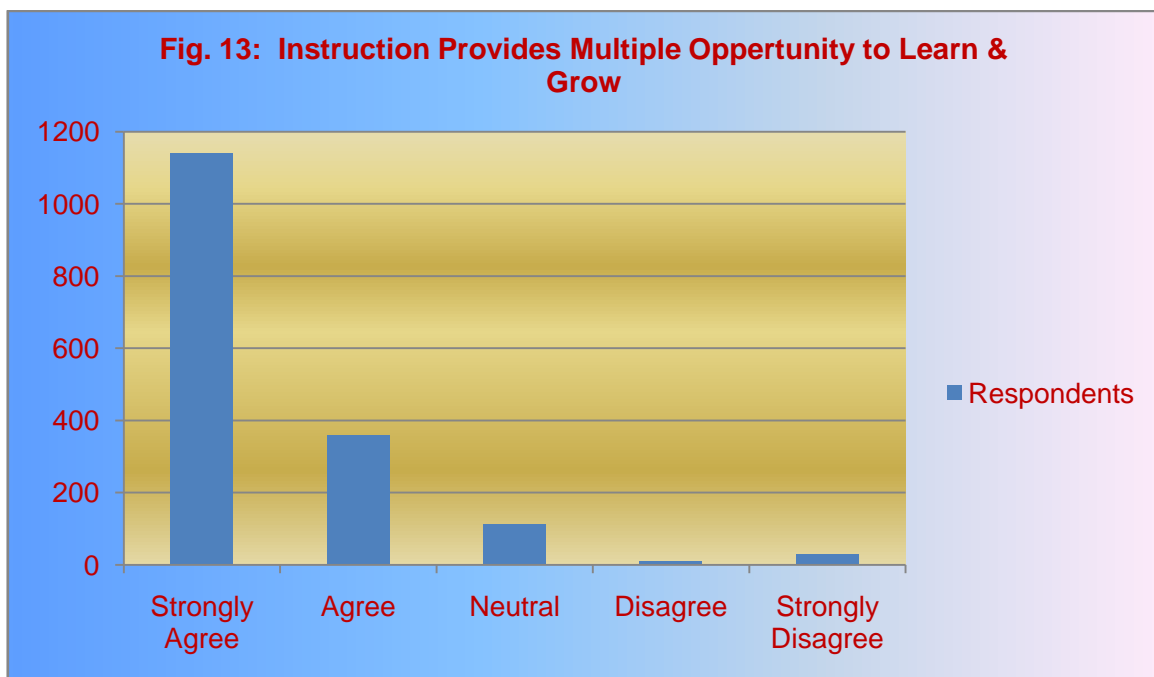
In query no 7 the interest of the institution in promoting internship, exchange of students and opportunity of the students in field visit 1337 students stated that it regular, 165 stated that it is Often, 19 stated Sometimes, 21 stated it is Rarely and 5 students stated that it is Never. By enquiring the matter about Rarely or Never stated by the respondents by 14 and 5 students respectively it was found that those students are not regular in class and unfortunately they were not present on that particular day when it was programmed. **Vide Fig. 11.**



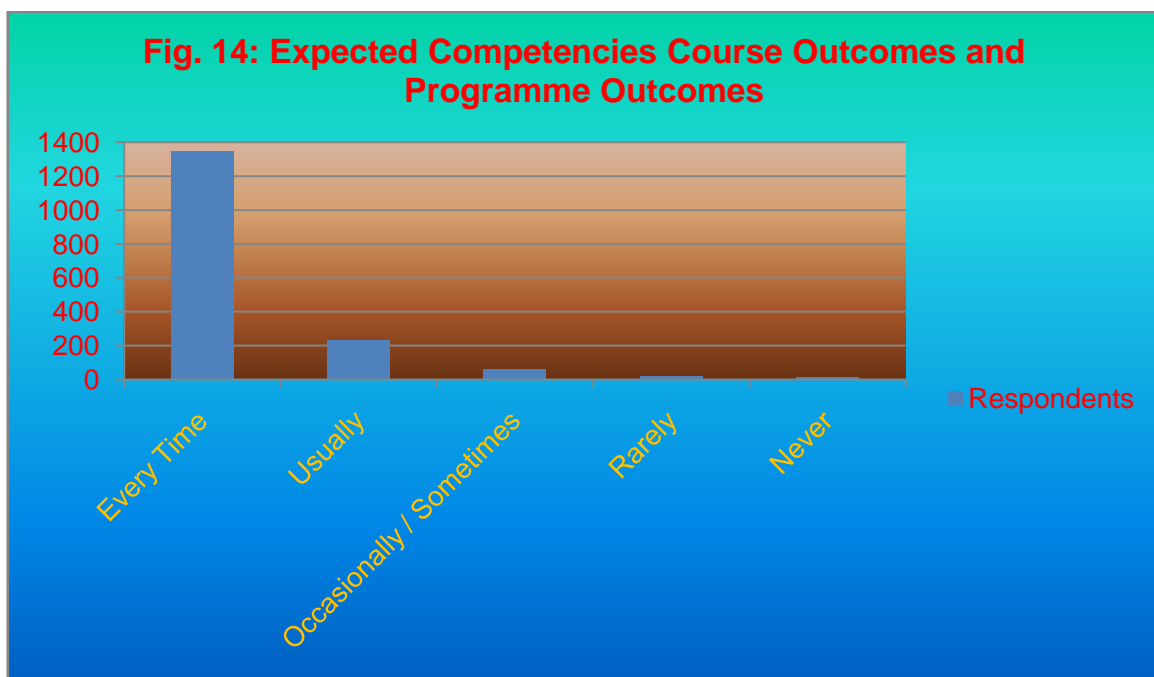
In query no 8 regarding teaching and mentoring process of the institution which facilitate the students in their growing process in the field of cognitive, social and emotional aspects of learning 1094 students stated that it is significantly facilitates, whereas 406 students showed that it is very well, 127 describes as it is moderately and 14 and 9 students stated it is marginally and not at all respectively. **Vide Fig. 12.**



In query no 9 regarding the provision of multiple opportunities to learn and grow 1139 students responded that they are strongly with the matter, 358 stated that it is agreeable, 111 stated that it is quite neutral, where as 10 were disagreed with the fact and other 30 strongly disagreed with the fact. **Vide Fig 13.**

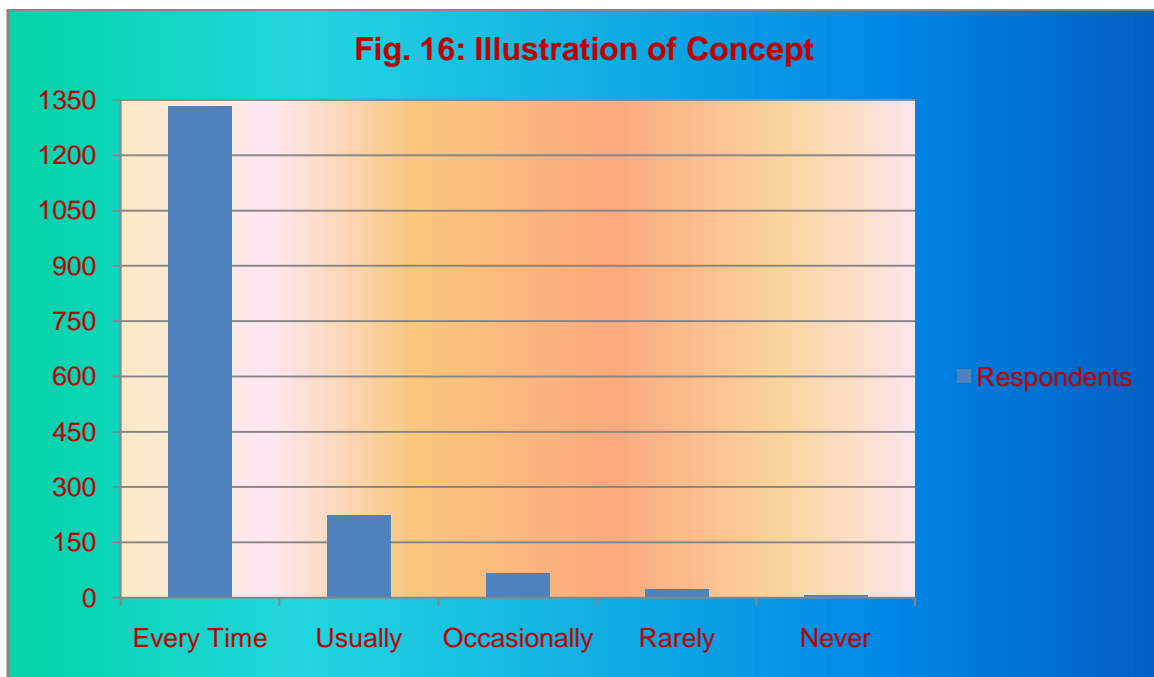
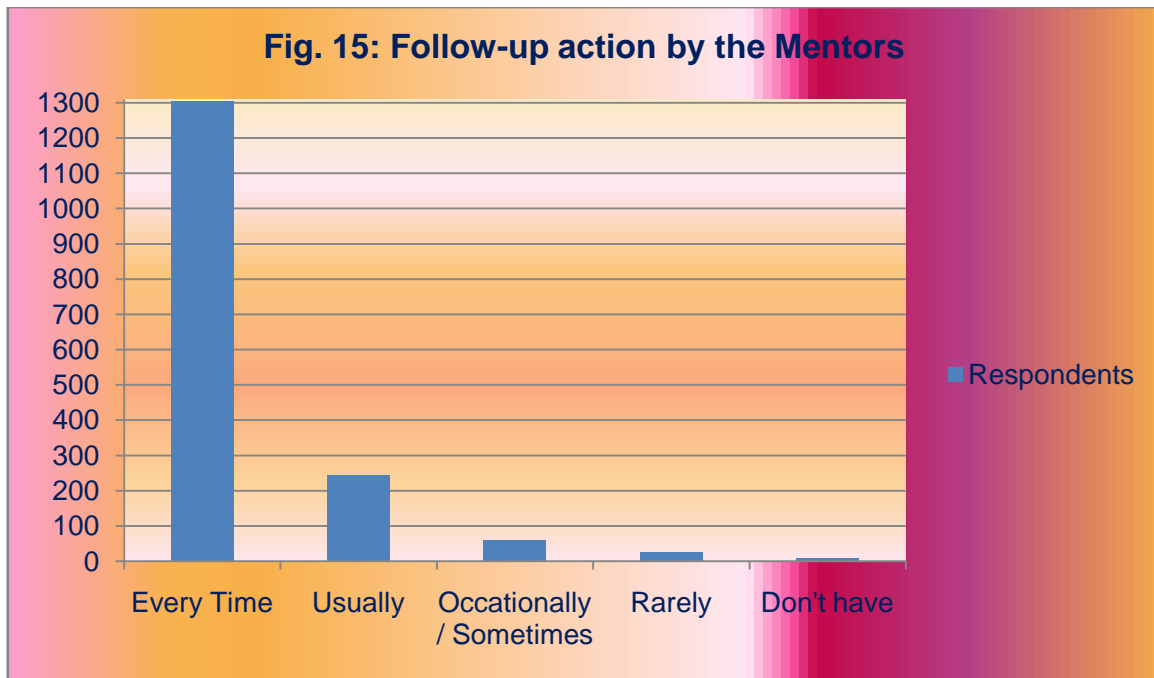


In query no 10 regarding the information about expected competencies of the students, course outcomes and programme outcomes provided by the teachers it was found that 1351 students reported that it is every time, and 232 students stated that it is usually provided by the teachers. Whereas 65 respondents stated that occasionally or sometimes it is provided by the teachers, 23 stated that it is rarely and 13 stated that this information never provided by the teachers. Analyzing the data regarding the respondents who stated that the information expected to be provided by the teachers related to their competencies, course outcome and programme outcomes it was revealed that most of the respondents from this category are from Pass Course of Graduate programme and they are not so regular in their instruction periods, number of students opted their elective subjects in Arts faculty is so large and the beginning of instruction takes some more times after roll calling so that the concerned teachers get less opportunity to describe the matter and so on. **Vide Fig. 14.**




In query no 11 regarding mentor's necessary follow-up action on an assigned task to the students, 1303 students responded that it is every time by the mentors. 244 students stated that usually the mentors do it, 60 students responded that occasionally or sometimes the mentors do it, 25 stated that it is rarely and surprisingly 17 students stated that they don't have mentors. The fact may be due to the long absence of the students at very beginning of the session. **Vide Fig 15.**

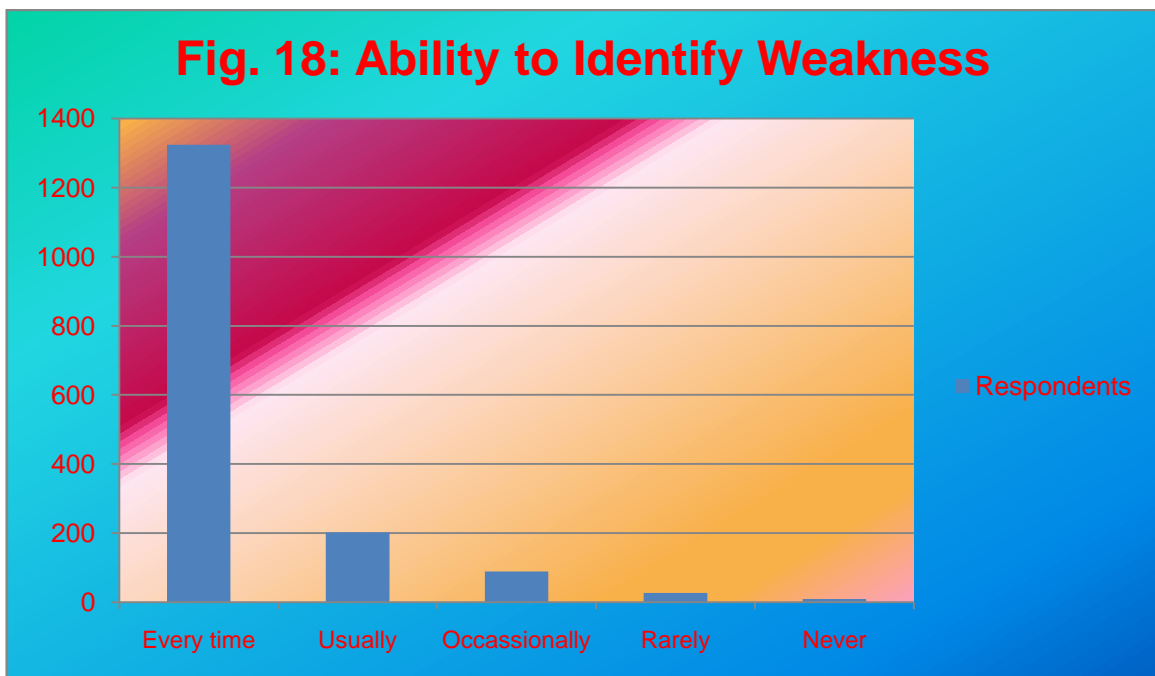
In query no 12 collected the information about whether teachers illustrate the concept through examples and applications it was found that 1333 students stated that every time the teachers did it, 225 students showed that it is usually done by the teachers, 66 stated that it is occasionally or sometimes it is done by the teachers, 24 stated that it is rarely and 7 students stated that it is never illustrated by the teachers. **Vide Fig. 16.**



In query no 13 collected the information related to identification of strength of the students and encouraged by the teachers providing right level of challenges to the students. Analyzing the data it appears that 1300 students stated that it fully provided by the students, 225 students stated that the teachers provided it reasonably at par with the ability of the students. 75 students stated that the teachers identified their strength and encouraged to face the right level of challenges partially, 30 stated it is slightly and 20 stated that the teacher was unable to identify. **Vide Fig, 17**

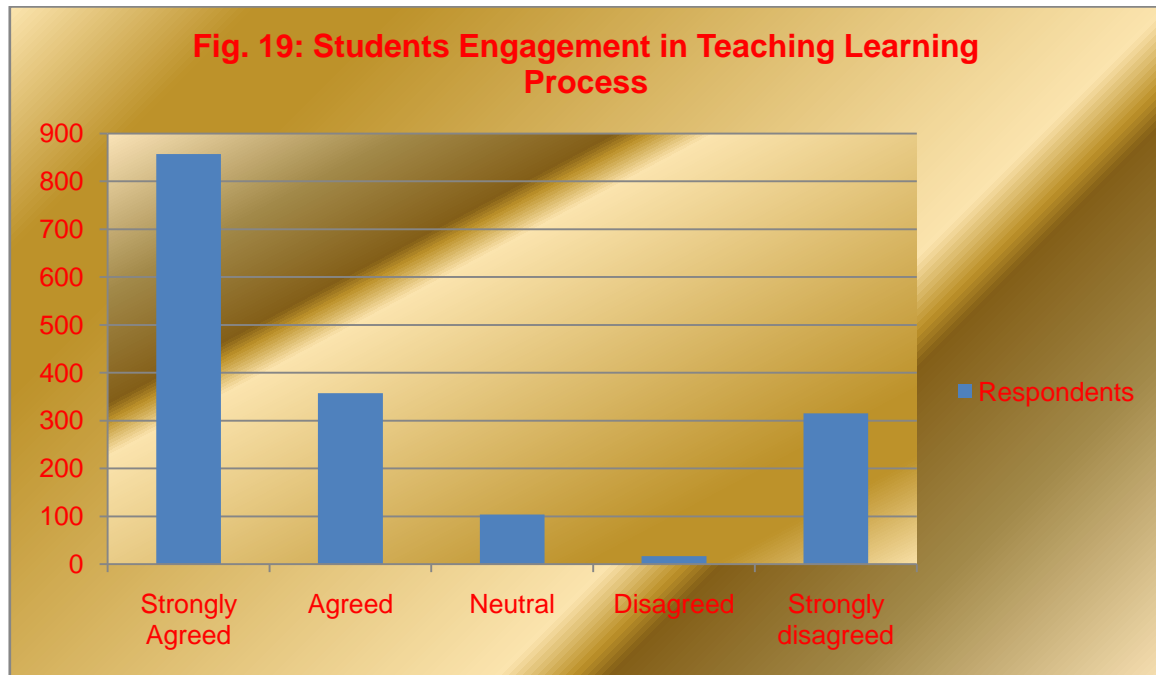


In query no 14 regarding the ability of the teachers to identify the weakness of the students and assist to overcome 1324 students stated that every time it is done by the teachers, 202 stated that it is usually, 89 stated that it is occasionally, 27 stated that it is rarely and 9 students stated that it is never done by the teachers. **Vide Fig. 18.**

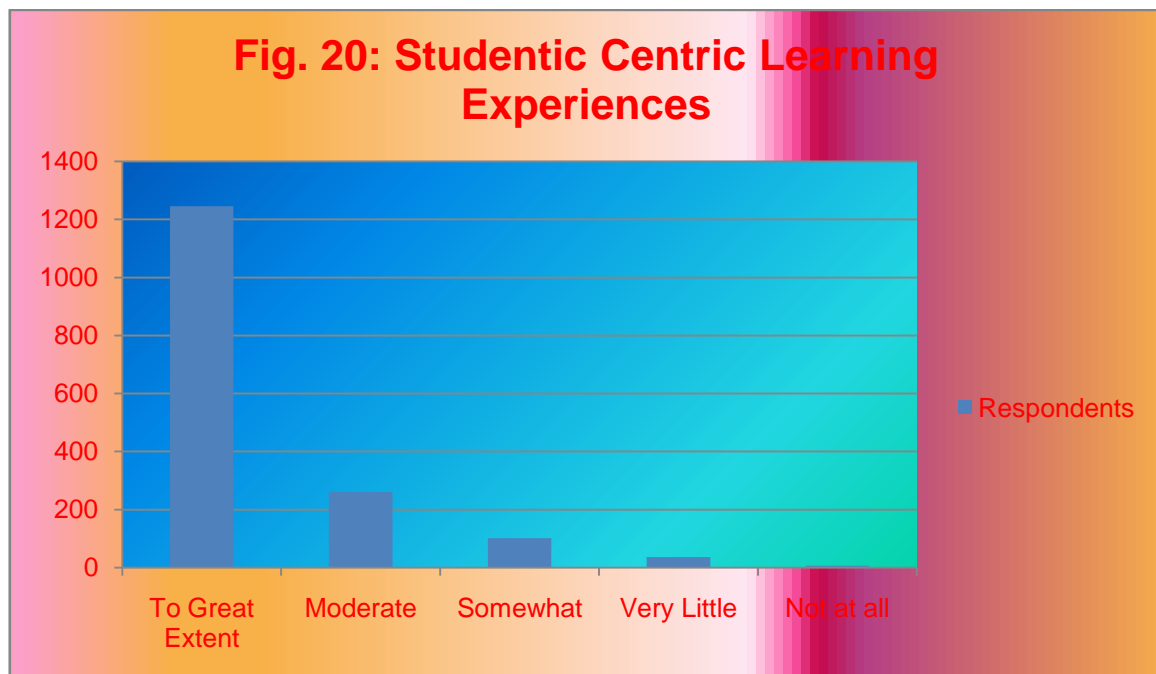


In query no 15 regarding the institutional effort to engage students in monitoring, review and continuous quality improvement of teaching learning process 857 students are strongly agreed with the statement, 357 are agreeable, 104 are stated themselves as neutral

about the matter, 17 are disagreed and 315 are stated that they are strongly disagreed with the statement. **Vide Fig. 19.**

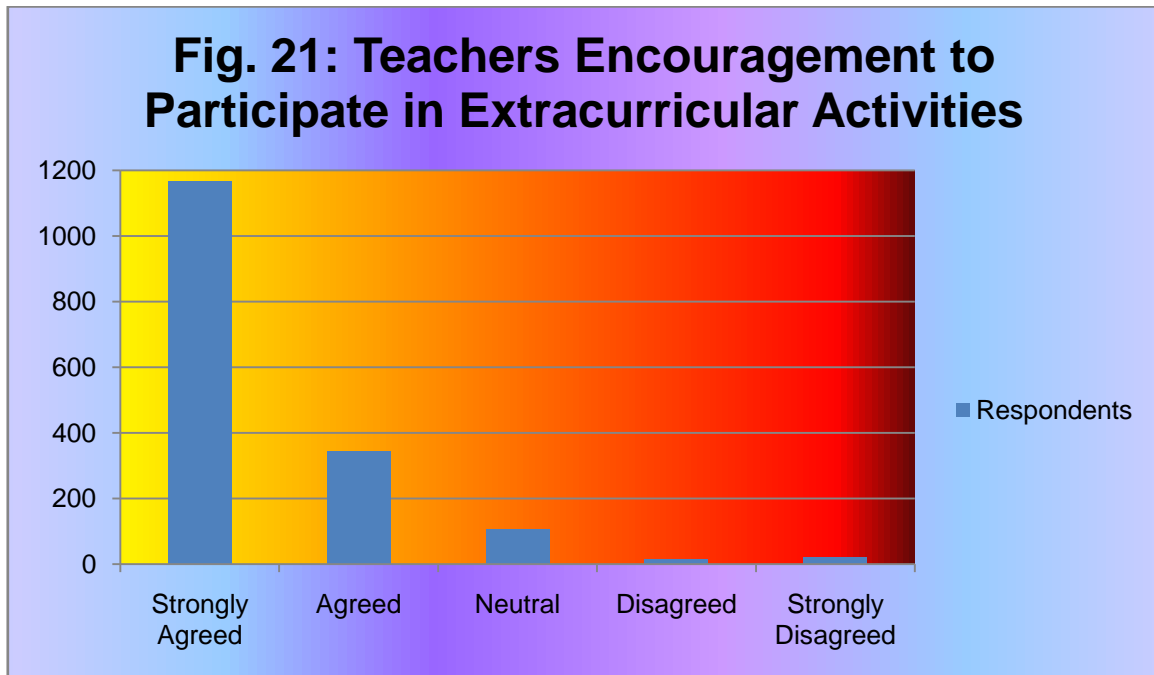


In query no 16 about institutional use of student centric method in learning experience 1246 students stated that this practice in this institution to a great extent, 260 stated as it is moderate, 101 stated that is somewhat, 36 stated it is very little and Only 7 stated that this practice is not at all in this institution. **Vide Fig. 20.**



In query no 17 about teachers encouragement to participate in extracurricular activities 1167 students are strongly agreed with the fact, 342 are agreed, 106 are neutral, 14

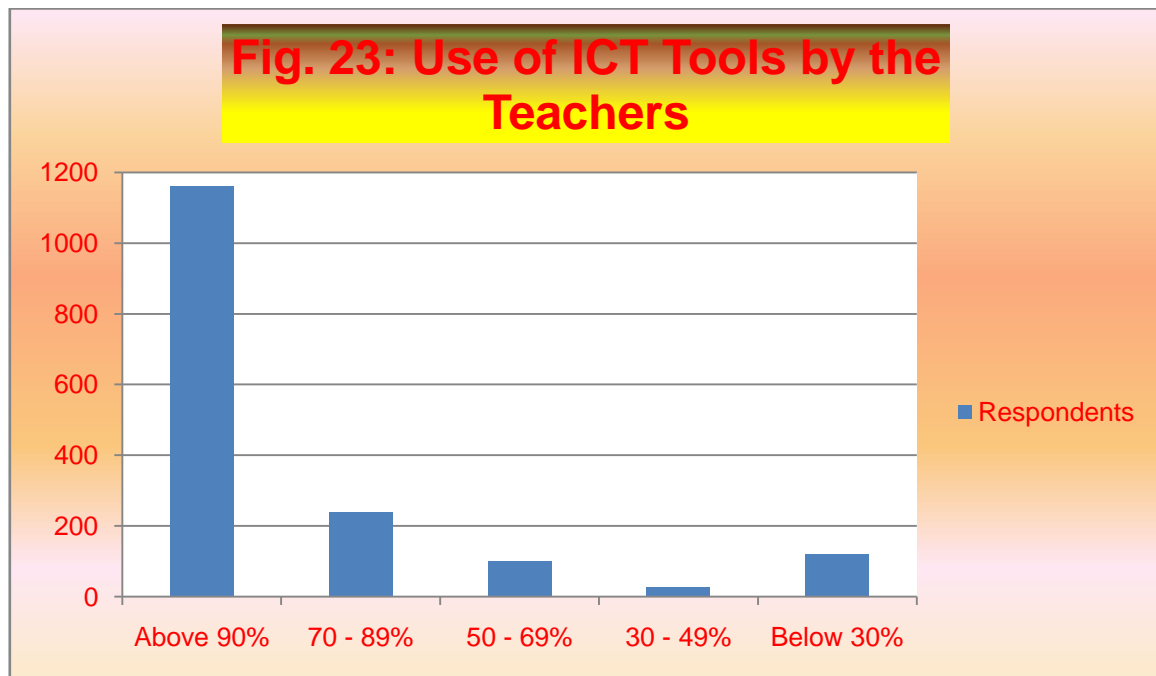
are disagreed with the statement and 21 students are strongly disagreed with the matter. **Vide Fig. 21.**



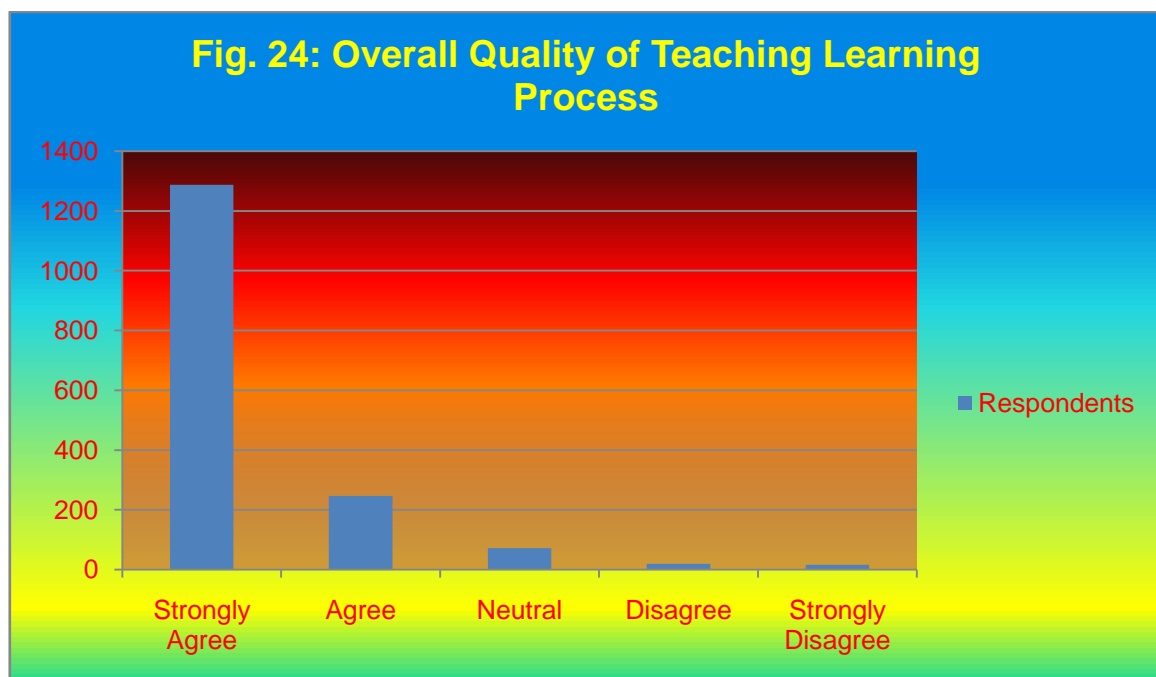
In query no 18 regarding efforts are made by the institute or teachers to inculcate soft skills, life skills and employability skills to make the student ready for the world of work 1230 students stated that the teacher as well as the institute extended effort to a great extent. 264 students stated that is moderate, 106 stated that the institute as well as the teachers done it by somewhat, 42 stated that it is very little and 8 students stated that the effort is not at all made by the teachers as well as by the institution. **Vide Fig. 22.**



In query no 19 about use of ICT tools by the teachers during instruction in the class 1161 students reported that above 90% of the teachers use it, 238 students stated it is between 70% and 89%, 101 stated it is from 50% to 69%, 28 reported that it is used by 30% to 49% of the teachers whereas 122 students reported that only below 30% of the teachers use ICT tools while teaching in the class. **Vide Fig. 23.**



In query no 20 regarding overall quality of teaching learning process 1287 students are strongly agreed with the matter, 246 are agreed, 72 are neutral, 19 students are disagreed and 16 students are strongly disagreed with the fact. **Vide Fig. 24.**

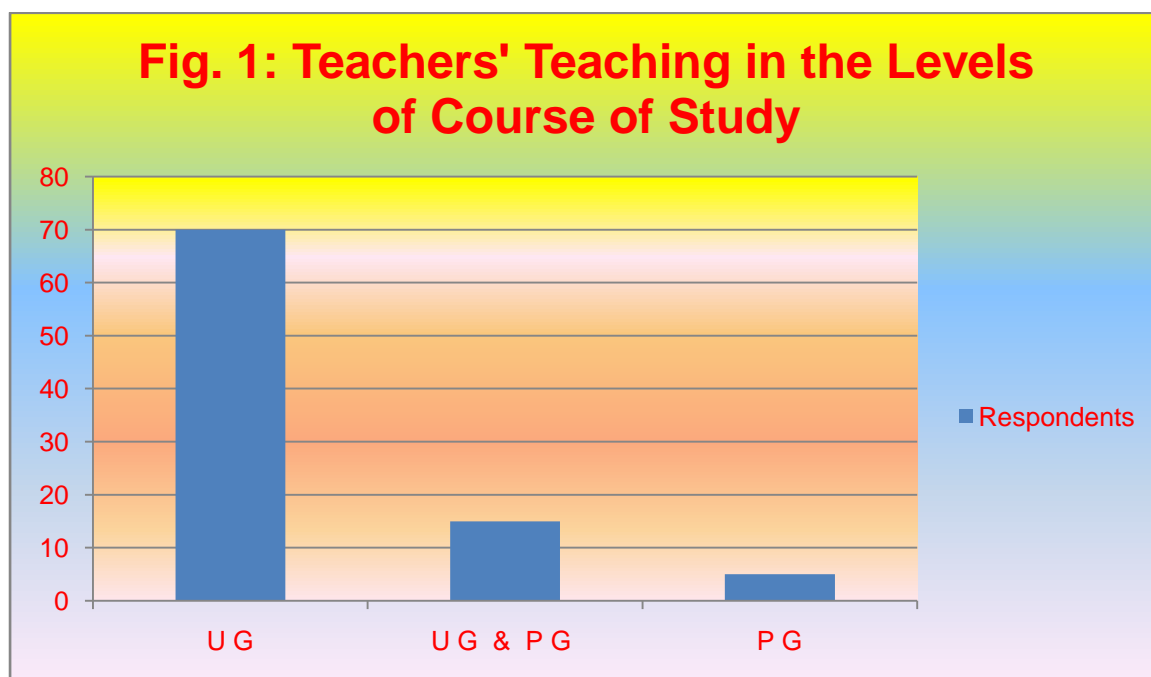


During analysis of the responses some useful suggestions are found which are so valuable to the institution for its overall development. 804 students put their suggestion in the feedback form. The gist of those suggestions is listed below:

1. Uninterrupted power supply is needed especially in science laboratories.
2. Gymnasium is required for Indoor Games specified in the syllabus.
3. Monthly class tests are to be required for conceptual growth of the concerned subject.
4. More ICT enabled Class Rooms are required.
5. More books are needed in Mathematics for PG students.
6. More Classrooms required.
7. GIS Computer is needed in Geography.
8. More Tutorial Class is required.
9. More Permanent Teacher is required.
10. College Canteen to be modified.

REPORT ON TEACHERS' FEEDBACK

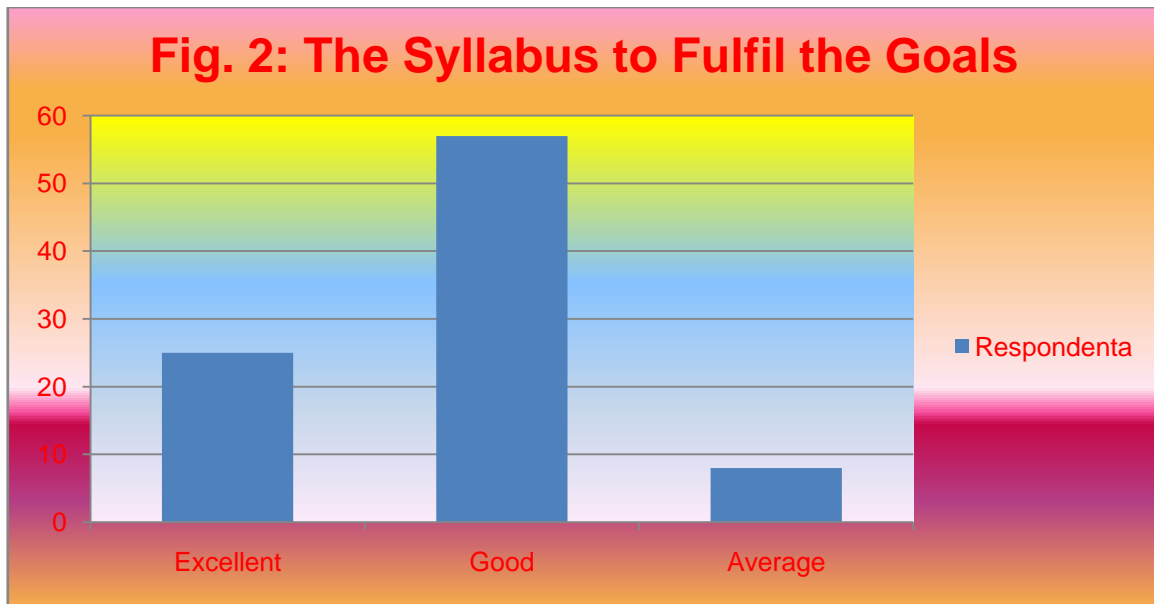
In this survey 90 teachers have been taken part. Out of these teachers 70 are teaching in the UG level, 15 are teaching in both UG and PG level and only 5 teachers are teaching in only PG level course of studies. **Vide Fig. 1.**



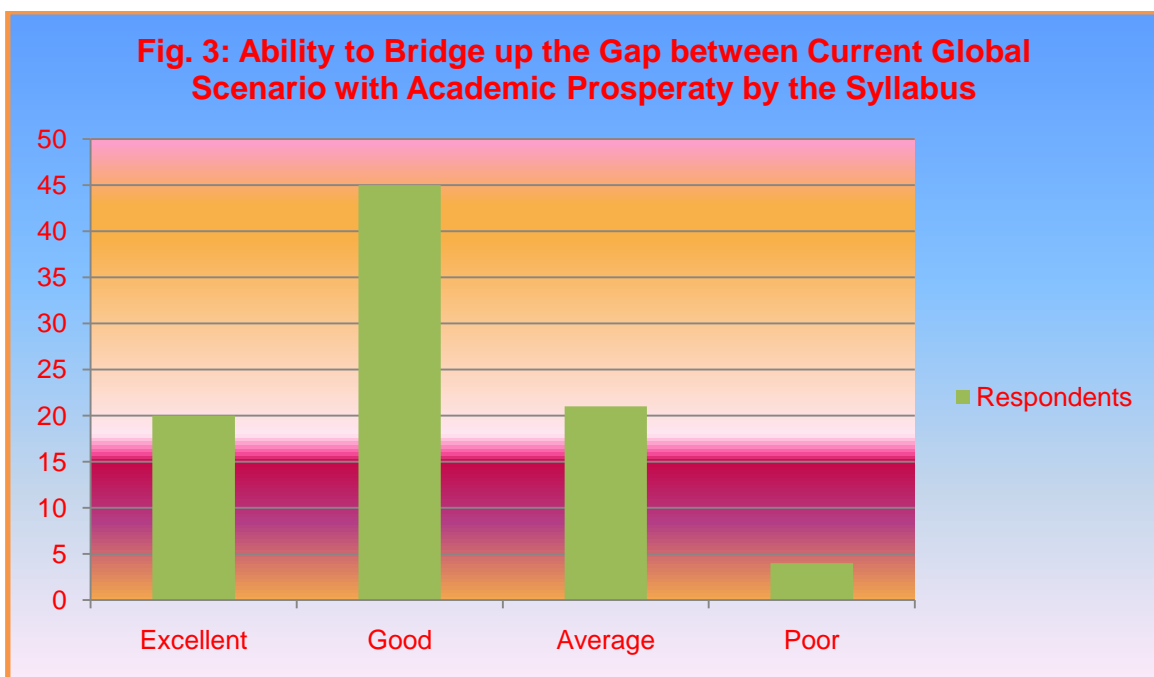
In the feedback form there was 6 queries has been asked including suggestions also. The queries are item wise as follows:

1. Do you feel that the syllabus is defined in a way to clarify your teaching goals and what you expect your students to learn?
2. Is your syllabus sufficient to bridge the gap between industry standards /current global scenarios and academics?
3. Is the timely coverage of syllabus possible in the mentioned number of hours?
4. Sufficient reference material and books are available for the topics mentioned in the syllabus?
5. The evaluation methods mentioned in the syllabus are sufficient for providing proper assessment?
6. The syllabus is: whether the syllabus is challenging, adequate or inadequate to the teaching learning process which helps them in their future life.
7. Suggestions if any:

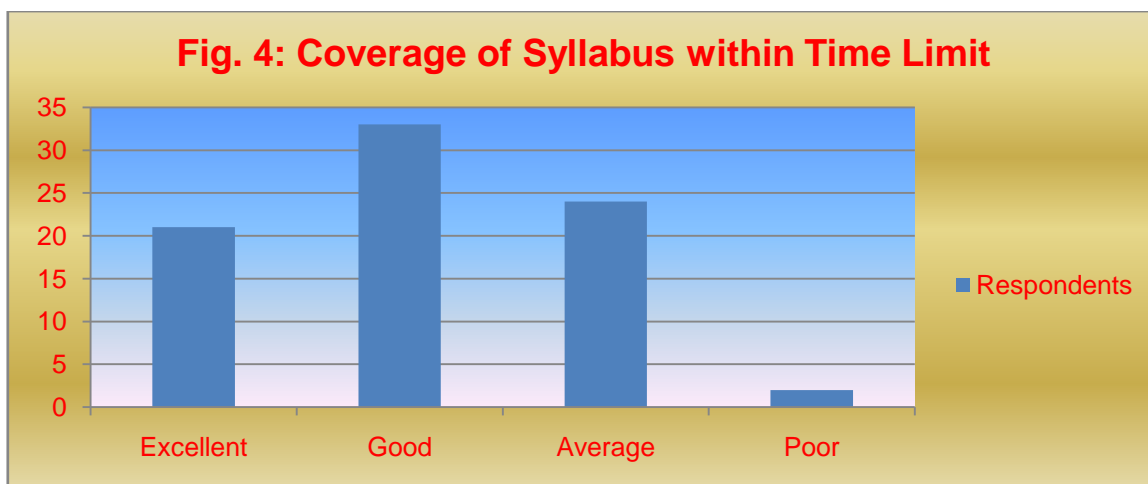
Analysing the data it appears that in **Item no 1**, whether the teachers feel that the syllabus is defined in a way to clarify your teaching goals and what you expect your students to learn? Here 8 respondents reported that the syllabus is average, 25 reported as excellent, and a large number of 57 teachers reported that the syllabus is good to achieve the goals of learning by the students. Interestingly none of them reported as the syllabus is poor to reach the goals of the students. **Vide Fig. 2.**



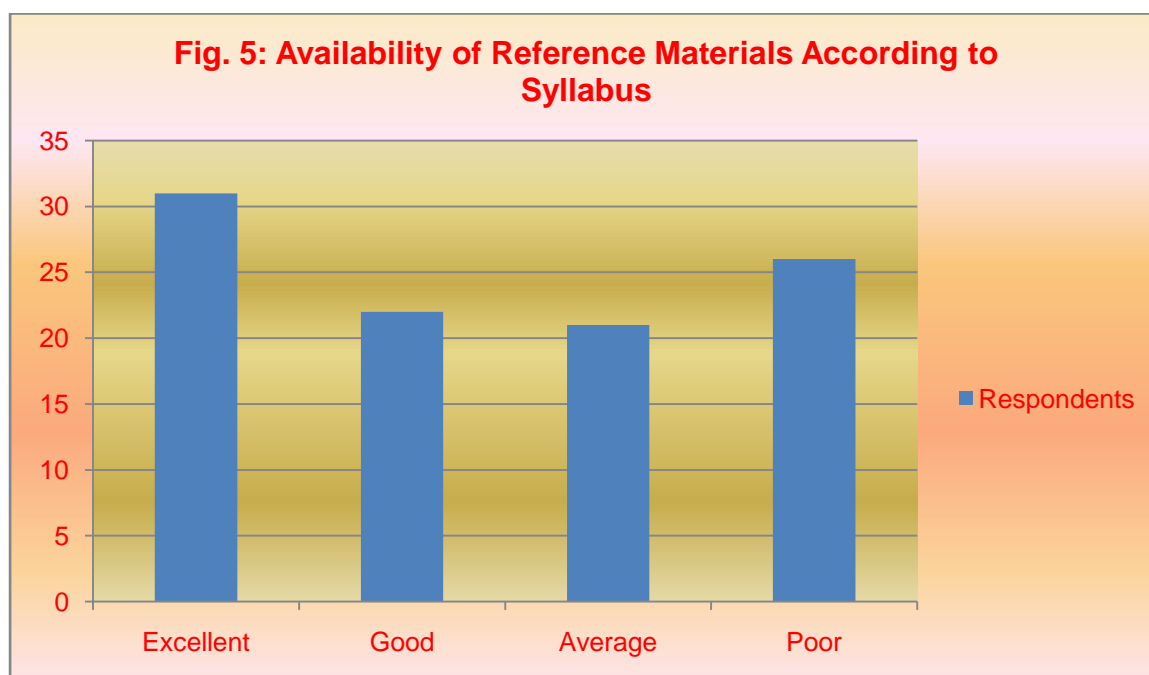
In item number 2, there were 20 teachers reported that the syllabus is excellent, 45 reported good, 21 reported that it is average and 4 teachers reported that the syllabus is poor to bridge the gap between industry standards /current global scenarios and academic prosperity. **Vide Fig. 3.**



In item number 3, 21 teachers reported that the syllabus is excellent to cover within the mentioned number of hours, 33 reported as good, 24 reported as average and 2 teachers reports as it is poor. **Vide Fig. 4.**

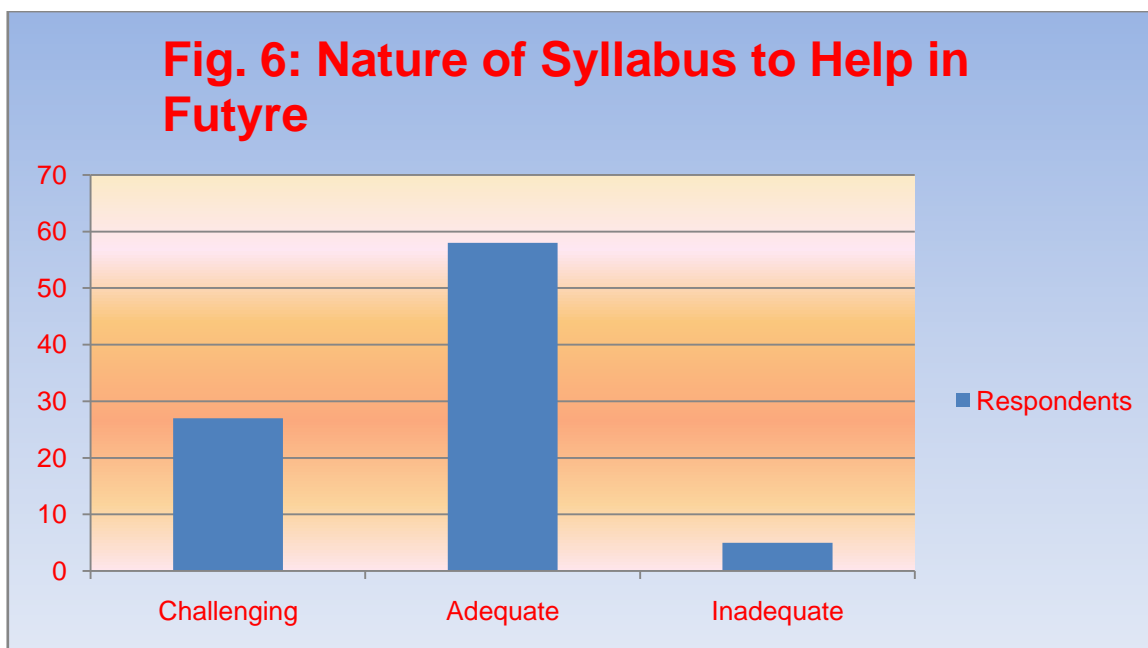


In item number 4 regarding the availability of sufficient reference material and books for the topics mentioned in the syllabus there was 31 teachers reported as excellent, 22 reported good, 21 reported as average and interestingly 26 teachers were reported poor; incidentally the teachers belong to the department of commerce, English and physical education general. **Vide Fig. 5.**



In item number 5 query related to evaluation method 32 reported that it is excellent, 38 reported good, 17 reported average and 2 from the department of Bengali reported as poor to assess properly. **Vide Fig. 5.**

In item number 6 it was asked that whether the syllabus is challenging, adequate or inadequate to the teaching learning process which helps them in their future life. Here 27 teachers reported that the syllabus is challenging, 58 reported as adequate and 5 teachers reported that it is inadequate to teaching learning process which helps the students in their future life. **Vide Fig. 6.**



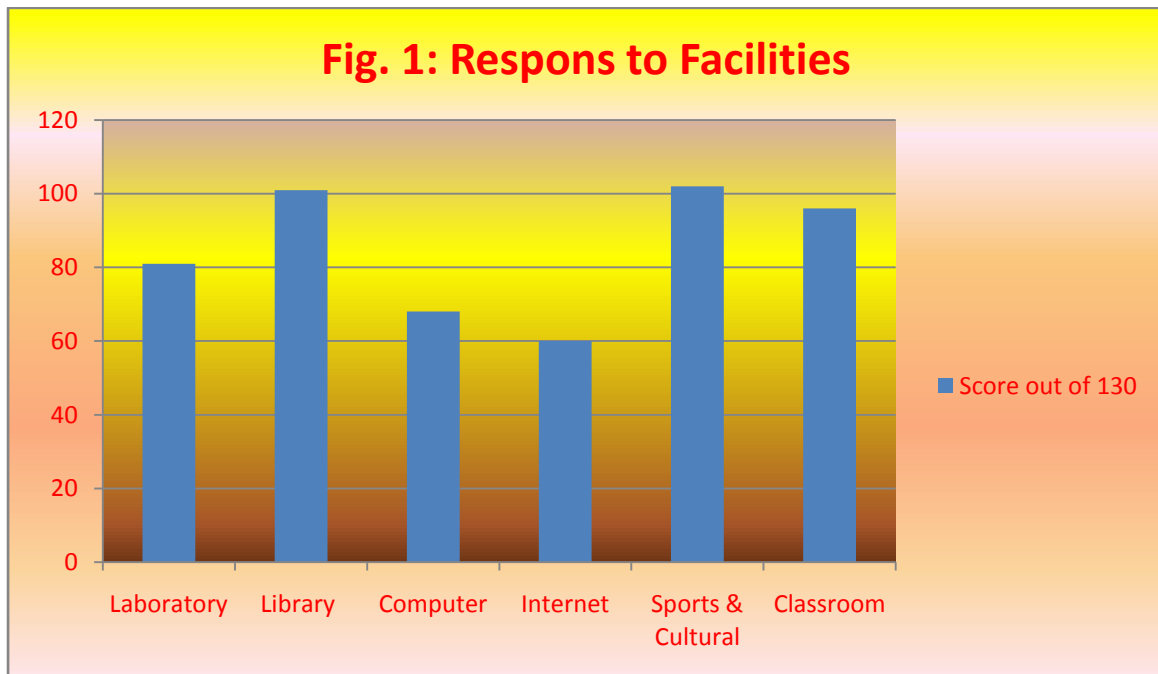
In the suggestion section a varied range of suggestions were given by the teachers to improve the teaching learning process and over all development of the college. These suggestions are listed below:

1. Computer literacy is required for the students and workshop to train teachers about the new
2. Syllabus is required and university to take initiative in this matter. More laboratory instruments should be purchased, more Computers should be purchased for the dept., 24 hours power supply should be provided.
3. Frequently Supervision is needed in the department for enhance the quality of the faculty as well as student. Annual calendar should be follow for smooth running of the departmental program.
4. More teachers required, More computer and internet facility required for students, good quality books required in library, more modern class rooms, seminar rooms, laboratories required
5. Both syllabus framed by the NCTE and time bound to conduct Semester examinations but in case of PG Course the 1st SEM is suffering from lack of timings as the UG result not published in timeIn present syllabus there is practicum. The syllabus is over burden with theories. There is no scope of field work. So, these threats should be overcome.
6. AC Class Room is needed to smooth conduct of PG classes to achieve the goals of education.

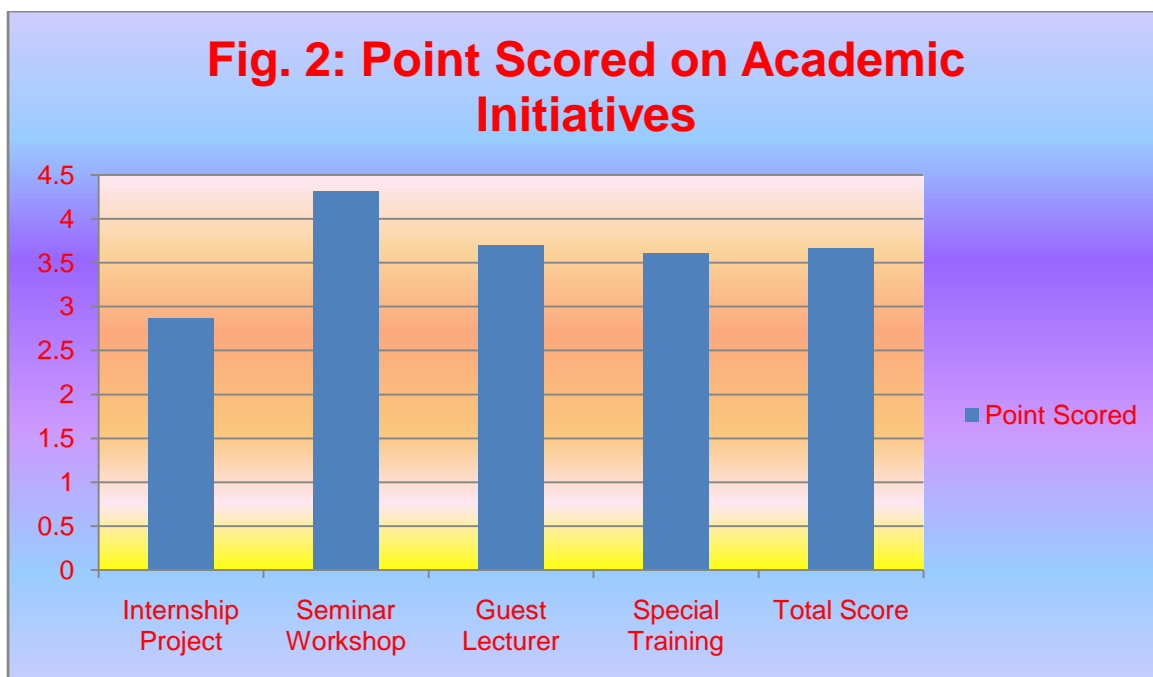
A Report On The Feedback From Alumni

In the feedback programme organized by the college for the ex-students only 24 numbers of ex-students were took part. The Questionnaire containing 20 items including suggestion are as follows:

1. Do you feel proud to be associated with MGM as an Alumnus?
Here 24 participated and all stated Yes.
2. How do you rate development activities organized by the Department/College for your overall development? Very good=4, Good=5, Nres=1, Ambi=14
3. Are you willing to contribute to the development of the college? Yes=21, No=1, Not YET=1
4. Were/Are your grievances properly handled at the Department/college/ university?
As Student=7, As Alumni=17
5. Rate the adequacy of following as they were during your tenure as a student at MGM: (Between 1-5)
In this item 23 respondents among the ex-students given feedback took part. Here in the area laboratory facility point scored 81, in library, reading room and seminar room point scored 101, in computer facility provided by the college point scored 68, in internet and Wi-Fi facility point scored 60, in sports and cultural activities point scored 102 and in the class room facility the point scored 96. The total point scored 506 out of 690.



6. Have you obtained sufficient know-how (both in theory and practice) at MGM? Yes=23
7. Is the education imparted at MGM useful and relevant in your present job? Yes=23, No=1
8. Were the Principal and Teacher cooperative? Yes=24
9. Rate the following academic initiatives taken by the college to improve know-how of the students. (Between 1-5)
In this item 23 respondents from the ex-students took part. The responses on 5 points scale. Here on the item the role of the college over internship and project for the students the average score was found to be 2.870, on seminar and workshop 4.304, on guest lecturer 3.696 and on special training class the score was 3.609. the average total score of four items was found to be 3.663. **Vide Fig. 2.**



10. Has the IQAC and Research Cell provided placement Opportunities for Tourism & Hotel Management Course? Yes=9, No=7, Not Res=8
11. Would you like to join the Department/College Alumni Association? Yes=22, Already=2
12. Have you participated in any Alumni meeting as of now? Yes=16, No=7, NR=1
13. Did you attend the Golden Jubilee Celebration of your college? Yes= 20, No=3
15. Relevance of curriculum in your Job: yes 7, Not Responded 8 and ambiguous 9.
16. Need any change in curriculum and syllabi: Yes=2, No=11, Not Responded=6 and Ambiguous=5.
Improvements in teaching and learning Process: Yes=6, Not Responded=8 and Ambiguous=10.
18. Your vision for the College: GREEN CAMPUS, OVERALL VERY GOOD, I hope the great success of the college in future, CLEAN CAMPUS, I HOPE THIS COLLEGE WILL IMPROVE CONTINUOUSLY, Great Institution, It is a very good college with good faculty and good environment, I want to see our college as the autonomous college, One day MGM will be named and marked at the all India level, Grade –A, I want the college will be A Grade, GOOD, Green Campus, More regular teacher is require, An institute where you can blooms your hidden talent fulfil your desire knowledge and develop your confidence and personality, Overall good,
19. Your contribution to the College: Stated by some of the respondents as follows.
SOCIAL SERVICE, TEACHING AND SOCIAL SERVICE, TEACHING AND SOCIAL SERVICE, Effort and support, I have donated Rs. 5000 to the college in the year 2018, Moral Support, I shall contribute some monetary help, donated into alumni fund. Regularly attended in alumni meeting to discuss the present issues and resolve the possible readies, When i was a student of this college i played several role as marching captain, house captain, drummer, technician in national seminar, and many more.
20. Any other suggestions/comments: COLLEGE HAS TO BE EMPHASIZED ON IT RELATED MATTER, COLLEGE HAS TO BE EMPHASIZED ON IT RELATED MATTER, I hope the college will receive A grade by NAAC assessment, COLLEGE HAS TO BE EMPHASIZED ON IT RELATED ISSUE, INCREASE SPORTS FIELD AND INCLUDE NEW COURSES, Need playground, I want more faculty member in the college, Thanks to all the staff of this college for their grand and moral cooperation, more teachers is needed, Teaching and non-teaching staff is needed, over all very excellent, I hope success A great, Refreshers course for alumni members is needed to be organised by the collage, I would like to wish my alma-mater to carried his dignity towards future.

A Report on Parents Feed Back

In this feedback system 52 parents took part. The summary on the responses provided by the parents are listed here beneath.

The comments made by the parents:

1. The library is helpful. My child receives many helpful books from library. The tethering staffs are so helpful for students and they give many helpful tips to students for examination.
2. The library is very good. The students receive many helpful articles from library and teacher also.
3. The future of my ward which think of this college
4. The institution is developing day by day with good infrastructure, faculty, well equipped with modern learning techniques.
5. I am highly satisfied about learning process of this college.
6. I admire that college authority as they maintained the class specially math class the teachers are very helpful.I suggest that they will continue their courses thinking merit of the students.I also suggest that the libraries support is not sufficient for the students want.
7. The department is running smoothly.I am satisfied with the teaching process.The smart classrooms and the computer lab are really very nice and highly developed.Hope my daughter will score good marks from this college.
8. Teaching process is good.

Regarding the query about are you satisfied with the teaching learning process? All responded YES.

On the question of are you satisfied with the performance of your Son/Daughter? All responded YES, except one.

On the query of what is your opinion about the curriculum, is it good or bad?All responded GOOD except two as VERY GOOD.